
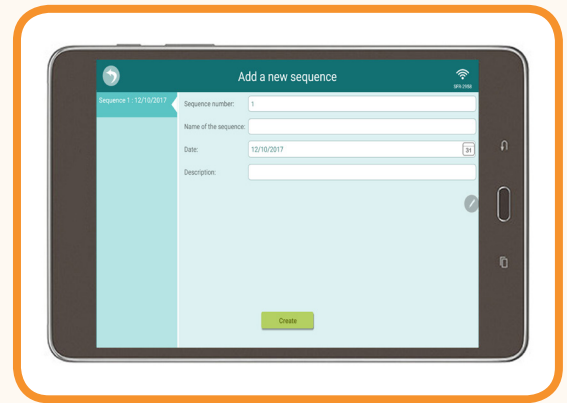
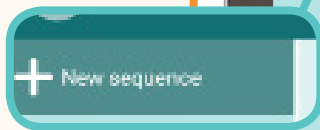




To create a new sequence, click «**Create Sequence**».



Click «**+ New Sequence**». The sequence's name and the description are not mandatory. Click create.



Your sequence has been created and you can find it in the menu on the left. All the sequences that have been created are also visible on student's tablets.

